

rotair

Electric duct cleaning equipment

The perfect equipment for medium sized ducts.

It incorporates the exclusive **ProAxis** technology that prevents breakage of the rotating shaft.


The **wrist remote control** allows a single operator to perform the cleaning of the air duct .

It incorporates the **function of automating the rotation of the brush**. This feature shortens the time required for the cleaning..



Brushes

With different materials and sizes according to according to the need. Double row brushes for effective cleaning in square ducts.

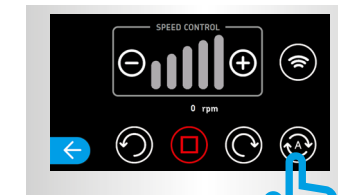


LED indicator

Shows the status of the machine.

HMI screen

All control with just one finger



Regulates:

- Direction of rotation.
- Automatic change of the direction of rotation.
- Speed of rotation

ELECTRIC SYSTEM

For ducts up to

600 mm

Hose length

15 m With VISIOPRO

20 m Without VISIOPRO



OPTIONAL ACCESORIES ▼



WRIST REMOTE CONTROL

AC3303605



VISIOPRO. Visualization system, camera harness, camera and carrying case.

SV3331037 SV-ROT



WRIST REMOTE CONTROL

Included accessory that allows the equipment to be controlled by a single operator. (Optional).



The **CENTERING** fixes the brush in the center of the duct.

AC3101500



ANTI BREAKAGE HOSE PROTECTOR

AC3303112

TECHNICAL FEATURES

rotair

Power supply	230V / 50Hz - 60Hz 110V / 50Hz - 60Hz
Motor power	370 W max.
Motor rotation speed	0 - 3000 r.p.m.
Operating speed	0 - 500 rpm
Noise level	< 70 dB
Control panel	HMI screen
Direction of rotation	Right Left
Control system	Electric system
Hose length	15 m 49 ft [with VISIOPRO] 20 m 66 ft [without VISIOPRO]
Structure material	Stainless steel and HDPE
Dimensions [L x W x H]	992 x 365,5 x 962 mm 39 x 14,39 x 38 inch
Weight	60 kg // 132 lb


CONSUMABLES ▼



PACK 5 NYLON SQUARE DUCT BRUSHES.

Single core and two rows of brushes of different sizes. Ø250 | 300 | 350 | 400 | 500 mm


CP2300510



PACK 5 FINE NYLON BRUSHES.

For maintenance and delicate duct cleaning. Ø200 | 250 | 300 | 350 | 400 mm

CP2300505



MOP BRUSHES.

Ø 150-300 m
CP5150300
Ø 300-500 m
CP5300500
Ø 500-600 m
CP5500800

ADAPTER KIT

AC6470060

