





**COMPARATIVE
Brushing equipment**




**HOSE
SEMI-RIGID - FLEXIBLE**

Allows foaming, brush rotation and rinsing inside the ducts.




REMOTO CONTROL

Allows a single operator to control the equipment.



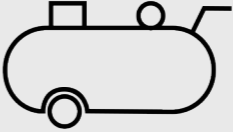
**VIDEO
INSPECTION**

Built-in video video inspection system. Inspect & record in real time in HD.




CENTERING DEVICE

Fix the brush in the center of the of the duct for more efficient cleaning




**ELECTRIC OR
PNEUMATIC**

The pneumatic system requires an air compressor for its operation



BRUSHES

System that allows effective brushing in the corner for square ducts.



DUCT SHAPES

Square
Circular



multipro

30 meters
SEMIRIGID

OPTIONAL

OPTIONAL

OPTIONAL

PNEUMATIC

OPTIONAL

Ø100 to 1000 mm



forte

30 meters
SEMIRIGID

✗

✗

OPTIONAL

PNEUMATIC

OPTIONAL

Ø100 to 1000 mm



eon

15 meters
FLEXIBLE

✓

✗

OPTIONAL

ELECTRIC

OPTIONAL

Ø100 to 600 mm



ibrush

7,5 meters
FLEXIBLE

✓

✗

✗

ELECTRIC

OPTIONAL

Ø100 to 400 mm