



TEGRA® Brushes

For cleaning exhaust systems



Brushes for SQUARE DUCTS

The **DUO Square** system is the ultimate solution to brush out the most difficult dirt from the corners of the square duct.





NYLON

DIAMETER [mm]	THICKNESS [mm]	REFERENCE
Ø 200	N 1,5	CP1011520
Ø 250	N 1,5	CP1011525
Ø 300	N 1,5	CP1011530
Ø 350	N 1,5	CP1011535
Ø 400	N 1,5	CP1011540
Ø 450	N 2	CP1012045
Ø 500	N 2	CP1012050
Ø 600	N 2	CP1012060
Ø 700	N 2	CP1012070
Ø 800	N 2	CP1012080
Ø 1000	N 2	CP1041000
PACKx5 NYLON SQUARE		
Ø 300/400/600/700/800		CP1101520



Indicated for the removal of medium hard fatty residue. Nylon brushes are highly recommended to make combinations in ducts with mixed brushes or PBT. They are ideal brushes for the cleaning maintenance. They do not scratch the inside of the duct. They provide optimum distribution of the foam.



PBT

DIAMETER [mm]	THICKNESS [mm]	REFERENCE
Ø 200	PBT 3	CP1023020
Ø 250	PBT 3	CP1023025
Ø 300	PBT 3	CP1023030
Ø 350	PBT 3	CP1023035
Ø 400	PBT 3	CP1023040
Ø 450	PBT 3	CP1023045
Ø 500	PBT 3	CP1023050
Ø 600	PBT 3	CP1023060
Ø 700	PBT 3	CP1023070
Ø 800	PBT 3	CP1023080
Ø 1000	PBT 3	CP1023100
PACKx5 PBT		
Ø 200/300/400/500/600		CP1203030

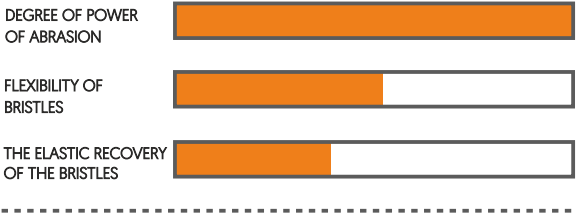


PBT (polybutylene terephthalate) is indicated for the removal of fatty residue of medium-high hardness with a high abrasion and decrustation properties. PBT is one of the latest raw material concepts and more advanced technologically with excellent elastic recovery. It does not shed substances and is certified by international standards, which makes it suitable for use in food areas.



MIXED

DIAMETER [mm]	WIDTH [mm] Nylon / Steel	REFERENCE
Ø 200	N 2 / A 0,8	CP1032820
Ø 250	N 2 / A 0,8	CP1032825
Ø 300	N 2 / A 0,8	CP1032830
Ø 350	N 2 / A 0,8	CP1032835
Ø 400	N 2 / A 0,8	CP1032840
Ø 450	N 2 / A 0,8	CP1032845
Ø 500	N 2 / A 0,8	CP1032850
Ø 600	N 2 / A 0,8	CP1032860
Ø 700	N 2 / A 0,8	CP1032870
Ø 800	N 2 / A 0,8	CP1032880
PACKx5 MIXED		
Ø 200/300/400/500/600		CP1302828



MIXED (combination steel and Nylon)
Indicated for the removal of extremely hard fatty residue. Very suitable for the "charred" fat removal. The steel breaks down the fat, allowing the chemical residue to disperse, with Nylon that distributes the penetration of the active foam in the residue. Maximum capacity of abrasion.



SQUARE DUCT BRUSHES - EON


EON brushes for square ducts have only one core and two rows of brushes of different sizes.



EON BRUSHES

NYLON SQUARE DUCT BRUSH

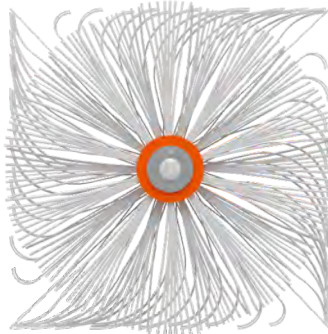
DIAMETER [mm]	REFERENCE
Ø 200	CP2035200
Ø 250	CP2035350
Ø 300	CP2035400
Ø 350	CP2035500
Ø 400	CP2035060
Ø 500	CP2035070
Ø 600	CP2035080
PACK 5 units	
Ø 250/300/350/400/500	CP2300511

 If you need other sizes of brushes, please contact us.
Prices do not include taxes and transport..

Double row brushes,
two brushes in one.



Reaches the corners with
only one brush.





BRUSHES FOR IBRUSH EQUIPMENT



NYLON

PACKx4 NYLON SQUARE		
DIAMETER (mm)	THICKNESS (mm)	REFERENCE
Ø 200/300/350/400		CP2400512



Indicated for the removal of medium hard fatty residue. Nylon brushes are highly recommended to make combinations in ducts with mixed brushes or PBT. They are ideal brushes for the cleaning maintenance. They do not scratch the inside of the duct. They provide optimum distribution of the foam.



PBT

PACKx4 PBT		
DIAMETER (mm)	THICKNESS (mm)	REFERENCE
Ø 200/300/350/400		CP2400513

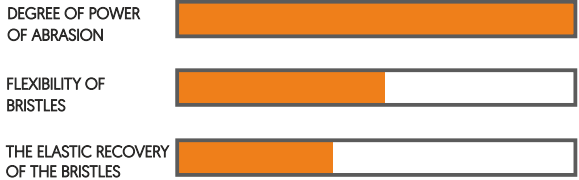


PBT (polybutylene terephthalate) is indicated for the removal of fatty residue of medium-high hardness with a high abrasion and decrustation properties. PBT is one of the latest raw material concepts and more advanced technologically with excellent elastic recovery. It does not shed substances and is certified by international standards, which makes it suitable for use in food areas.



MIXED

PACKx4 MIXED		
DIAMETER (mm)	THICKNESS (mm)	REFERENCE
Ø 200/300/350/400		CP2400511



MIXED (combination steel and Nylon)
Indicated for the removal of extremely hard fatty residue. Very suitable for the "charred" fat removal. The steel breaks down the fat, allowing the chemical residue to disperse, with Nylon that distributes the penetration of the active foam in the residue. Maximum capacity of abrasion.

SQUARE DUCT

PACKx4 SQUARE DUCT		
DIAMETER (mm)	THICKNESS (mm)	REFERENCE
Ø 250/300/350/400		CP2500511




These brushes have only one core and two rows. The flexible nylon bristles are oversized to the average size of the duct so that they can remove dirt deposited in the corners. By having only one core, the brush is lighter than the combination of two different brushes.

Double row brushes, two brushes in one.





Reaches the corners with only one brush.






Guide of combinations for square ducts.




OUTER CORE IN PBT

+



INNER CORE IN NYLON

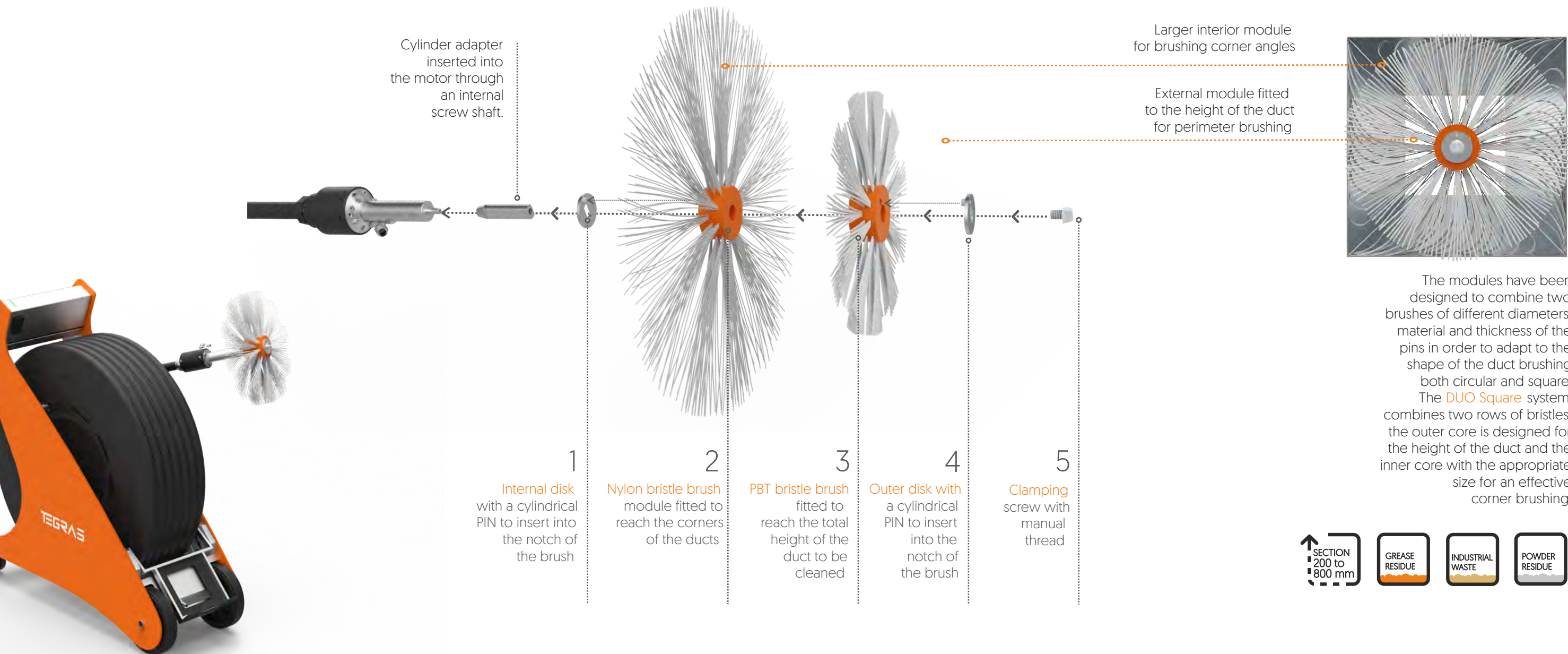
FOR HEIGHT DUCT (mm)	DIAMETER (mm)	THICKNESS (mm)	REFERENCE	DIAMETER (mm)	THICKNESS (mm)	REFERENCE
200	Ø 200	PBT 3	CP1023020	Ø 300	N 1,5	CP1011530
250	Ø 250	PBT 3	CP1023025	Ø 350	N 1,5	CP1011535
300	Ø 300	PBT 3	CP1023030	Ø 400	N 1,5	CP1011540
350	Ø 350	PBT 3	CP1023035	Ø 500	N 2	CP1012050
400	Ø 400	PBT 3	CP1023040	Ø 600	N 2	CP1012060
450	Ø 450	PBT 3	CP1023045	Ø 700	N 2	CP1012070
500	Ø 500	PBT 3	CP1023050	Ø 700	N 2	CP1012070
600	Ø 600	PBT 3	CP1023060	Ø 800	N 2	CP1012080



You only have to measure
the height of the duct.

For a square duct cleaning you must use the combination of two brush modules, the outer core is always the measurement equal to the height of the duct, however the inner module requires a specific dimension to cover the corner angle. With this guide you will find it very easy to know which brushes are suitable for any measurement of duct. For persistent grease MIXED brushes nylon and steel can be used, with the corresponding measurement indicated in the table.

Mount it in five easy steps!





brushes for extreme cleaning

Extreme brushes

The extreme brushes are designed to face the most demanding cleanings in ducts of extraction systems measuring between 300 and 600 millimetres in diameter.

In the brush holder case you can find the core, the different blade and the knives, which will allow you to adapt to the size of the duct to be cleaned.

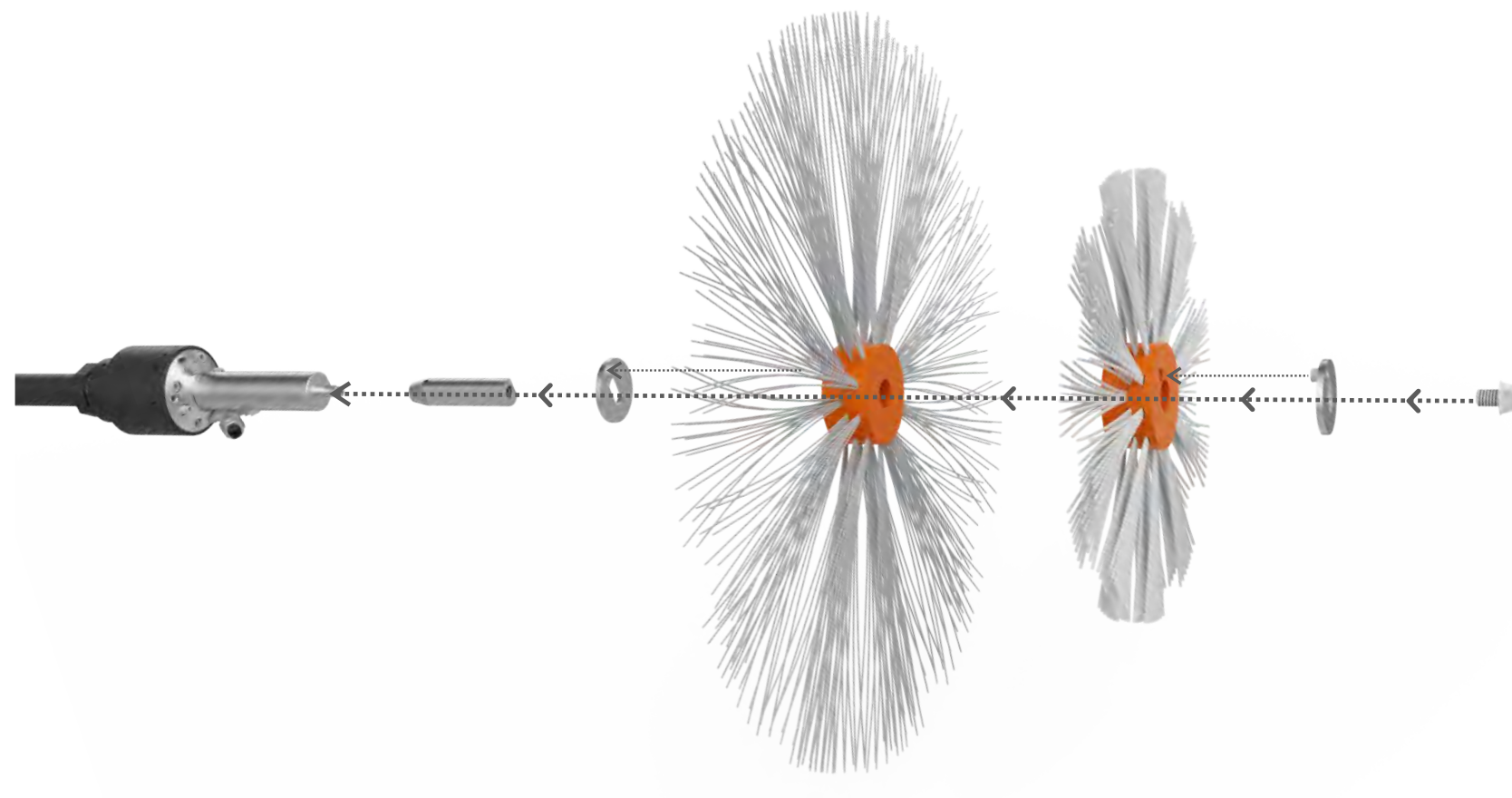


PACKx4 EXTREME BRUSHES	
DIAMETER [mm]	REFERENCE
Ø 300 - 400 - 500 - 600 -700	CP2300515



Adapt your machine* to the new brushes

*For those equipments purchased before August 2015



ADAPTERS TEGRAS



ADAPTER DUO
Adapter to fit the double brush on
the shaft of the motor for the
brushing robot TEGRAS.

AC6470010



ADAPTER ONE
Adapter to fit a single brush on the
shaft of the motor for the brushing
robot TEGRAS.

AC6470020

Note: The purchased equipment after August, 2015 already
equipped with the corresponding model adapters.

 If you need other measures please consult us,
reflected prices do not include taxes or transportation.

TEINOW®



teinnovacleaning.com

